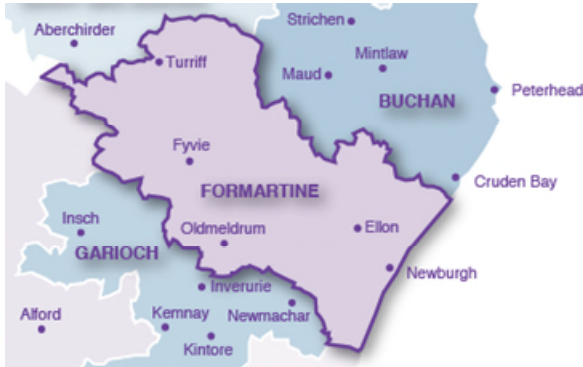


# What's Happening In....



## From mountain to sea



## Formartine Area Profile 2021



**Area 862 km<sup>2</sup>**  
14% of Aberdeenshire

## Population



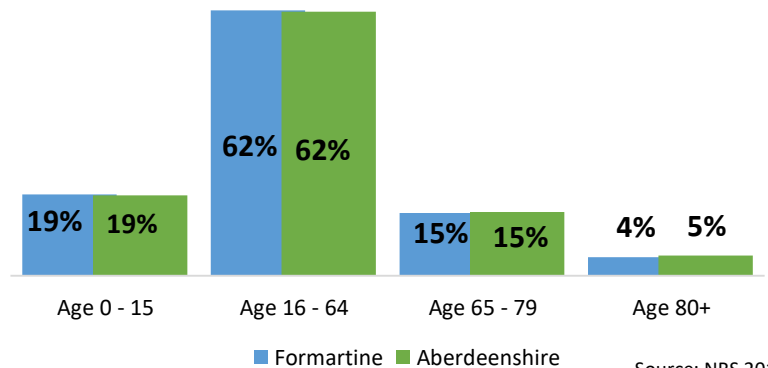
**43,030** population 2019  
261,210 Aberdeenshire

**3%** net increase 2009–19  
5% increase Aberdeenshire

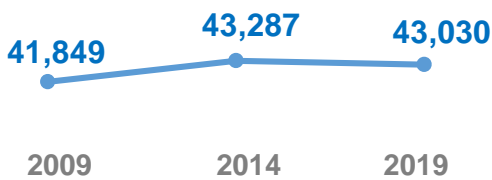
**16%** of Aberdeenshire's population

Source: National Records of Scotland (NRS) 2019

## % Share of Each Age Group in Total Population

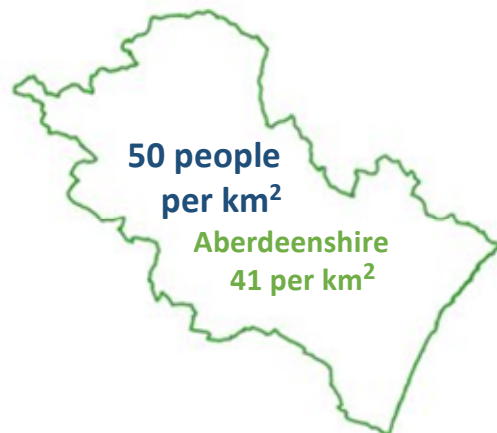


## 10 Year Trend



Source: NRS 2019

## Population Density



## Settlements with more than 500 people

|                            |                           |                              |
|----------------------------|---------------------------|------------------------------|
| <b>10,200</b><br>Ellon     | <b>2,560</b><br>Balmedie  | <b>1,100</b><br>Rothienorman |
| <b>4,960</b><br>Turriff    | <b>1,510</b><br>Newburgh  | <b>1,070</b><br>Tarves       |
| <b>3,140</b><br>Oldmeldrum | <b>1,440</b><br>Pitmedden | <b>880</b><br>Potterton      |

**570**  
Cuminestown


**560**  
Methlick

Source: NRS 2016

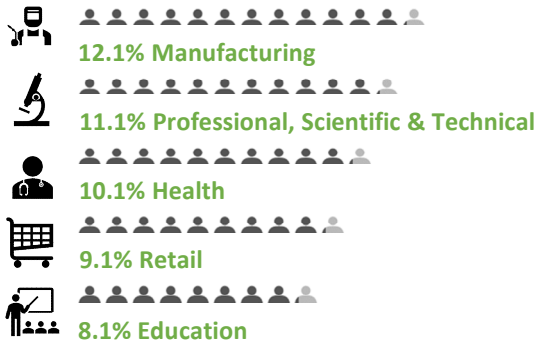
# Economy



## Employment: Top 5 Sectors 2019 (%)

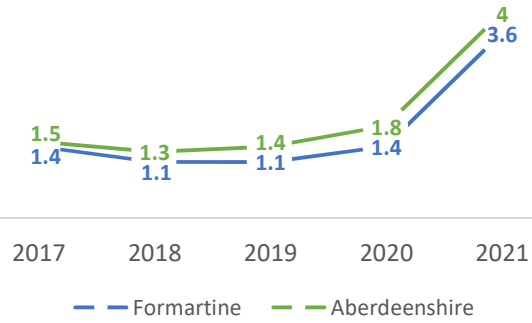


### Aberdeenshire



Source: Business Register and Employment Survey 2019

## Unemployment: Claimants as a Proportion of Residents aged 16-64



Source: ONS Data from January in each year



## Median Household Income 2020

**£40,998**

Aberdeenshire £37,853

Source: © CACI Limited 1996 - 2020 This report shall be used solely for academic, personal and/or non-commercial purposes.

# Housing



## Average House Price 2018



**£214,875**

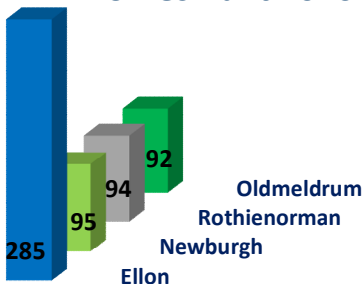
Aberdeenshire £214,414



**-2% decrease 2013-18**  
-2% Aberdeenshire

Source: Scottish Government/Registers of Scotland

## Top 4 Settlements for New Homes Built 2010-19



## Housing Stock 2019



**19,185**

16% of Aberdeenshire's stock



**4% increase since 2009**

10% Aberdeenshire

Source: NRS, Dwellings by Council Tax Band

## New House Building



**779** new homes built 2015-19

15% of Aberdeenshire's total



**1,202** new homes projected 2020-24

19% of Aberdeenshire's total

Source: Housing Land Audit 2020