



## From mountain to sea



# Aberdeenshire Profile 2021

Aberdeenshire is a predominantly rural area in North East Scotland and includes the Cairngorm mountains, rich agricultural lowlands and varied coastal landscapes. Traditionally economically dependent on the primary sectors (Agriculture, Forestry and Fishing), over the past 50 years the development of the oil and gas industry has repositioned Aberdeenshire's economic focus.



**Area 6,339 km<sup>2</sup>**

**Population Density 41 people per km<sup>2</sup>**

## Population



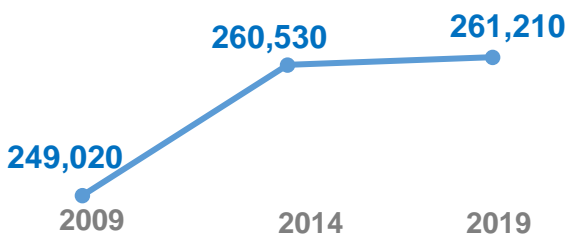
**261,210** population 2019

**5%** net increase 2009–19

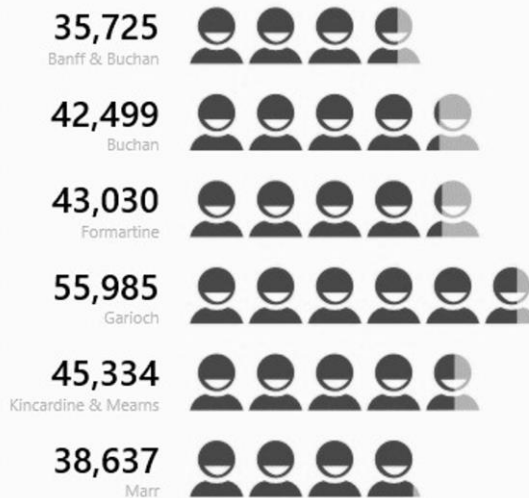
**5%** of Scotland's population

Source: National Records of Scotland (NRS) 2019

### 10 Year Trend

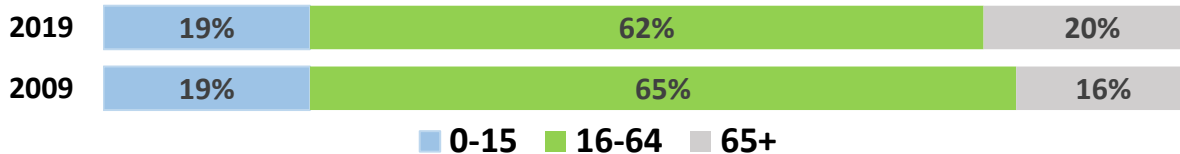


## Population by Administrative Area



Source: NRS 2019

## Age Structure



## Population of Largest Towns

19,270 Peterhead	12,290 Westhill	9,090 Portlethen	4,810 Huntly
13,640 Inverurie	11,170 Stonehaven	7,560 Banchory	4,790 Kintore
13,180 Fraserburgh	10,200 Ellon	4,960 Turriff	4,100 Banff

Source: NRS 2016



## Employment: Top 5 Sectors 2019 (%)



**12.1% Manufacturing**  
Scotland 6.7%



**11.1% Professional, Scientific & Technical**  
Scotland 7.1%



**10.1% Health**  
Scotland 15.8%



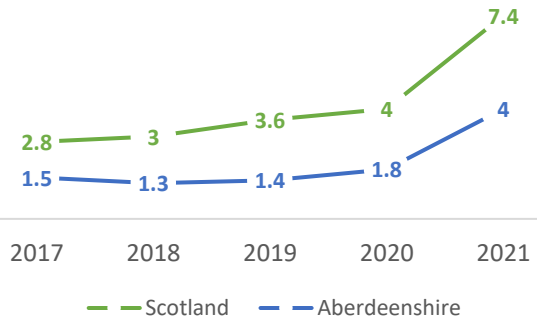
**9.1% Retail**  
Scotland 9.0%



**8.1% Education**  
Scotland 8.2%

Source: Business Register and Employment Survey 2019

## Unemployment: Claimants as a Proportion of Residents aged 16-64



Source: ONS Data from January in each year.



## Median Household Income 2020

**£37,853**

Scotland £30,666

Source: © CACI Limited 1996 - 2020 This report shall be used solely for academic, personal and/or non-commercial purposes.

# Housing



## Average House Price 2020



**£212,540**

Scotland £188,872



**6% increase 2010-20**

**21% increase Scotland**

Source: Scottish Government/Registers of Scotland

## Housing Stock 2019



**119,503**

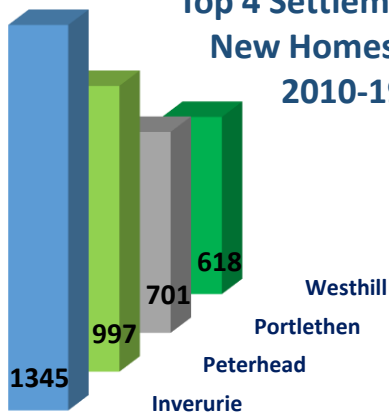
4.5% of Scotland Total



**10% increase since 2009**

Source: NRS, Dwellings by Council Tax Band

## Top 4 Settlements for New Homes Built 2010-19



## New House Building



**5,423** new homes built 2015-19

6% of new homes built in Scotland 2015-19



**6,382** new homes projected 2020-24

Source: Housing Land Audit 2020, Scottish Government Housing Statistics